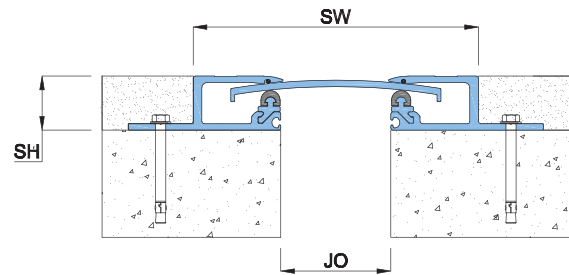



## Features

- System designed to be installed in recessed floor / wall
- Central glide plate allows swift shift between positive and negative movements
- No bump structure is ADA compliant
- System allows full seismic movements
- System allows excellent shear movements
- Suitable for heavy pedestrian traffic and hand trolleys
- Vapor and Fire Barriers are optionally available

### Straight Application CAS



**CA**  
Series

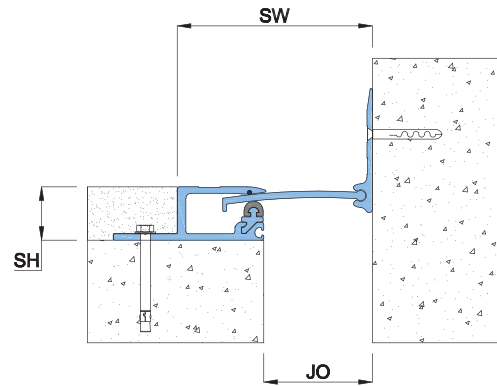

**INT.**  
Application

**Seismic**  
Movement

**FLOOR**  
USE

**WALL**  
USE

### Corner Application CAC



## Details

Usage : Floor/Wall

Joint width : 1" - 6"

Optional : Vapor/Fire Barrier

Application	Code	JO	SH	SW	± Movement (%)			Load (Ton)
					Millimeter			
Straight (S)	CAS 01	25	25	83	50	25	Excellent	4
	CAS 02	51	25	133	50	25	Excellent	3
	CAS 03	76	25	181	50	25	Excellent	2
	CAS 04	102	25	232	50	25	Excellent	1
	CAS 06	152	25	333	50	25	Excellent	1
Corner (C)	CAC 01	25	25	54	25	12.5	Excellent	4
	CAC 02	51	25	92	25	12.5	Excellent	3
	CAC 03	76	25	127	25	12.5	Excellent	2
	CAC 04	102	25	168	25	12.5	Excellent	1
	CAC 06	152	25	241	25	12.5	Excellent	1

As Prospec Specialties' policy is one of continual progress for the improvement of the company's services to its customers, the company reserves the right to modify the specifications of its products without notice.