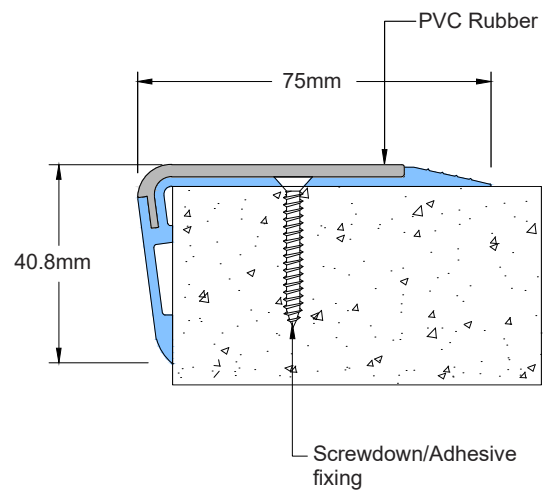



Features

- System designed for indoor application
- Available in 4 standard PVC options
- Retrofit design for easy installation
- Easy installation & maintenance
- 3"(75mm) tread area
- 1-5/8" (40.8mm) riser area
- Standard profile length 10'(3 meters)
- Factory cut & drilled option available
- Suitable for dry / wet anchoring
- Made of construction grade aluminum alloy 6063 T6

SNL 03 Screwdown Fixing



Color Options:




BK



GY



WH



BG

Special Note: Customer is encouraged to locally source anchors and construction grade external adhesive for fixing because the local conditions vary from country to country